

# FINANCIAL HIGHLIGHTS

Year ended 31 March  
2023

2022

HK\$'million

## Revenue

Per consolidated statement of profit or loss

Property income and hotel revenue

- share of associates and joint ventures
- by way of disposal of subsidiaries
- by way of partial disposal of interest in an associate

91

332

965

2,458

–

354

–

274

1,056

3,418

## Net (loss) profit

(153)

533

HK cents

## Basic (loss) earnings per Share

(16)

59

HK cents

## Dividend per Share

– first interim

–

10

– second interim

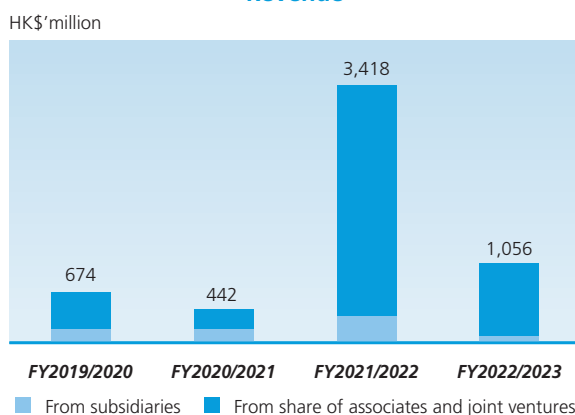
–

5

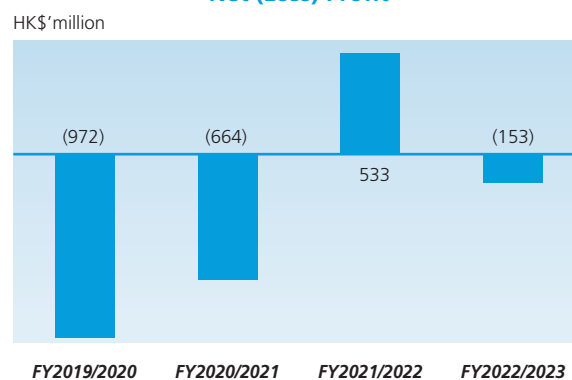
–

15

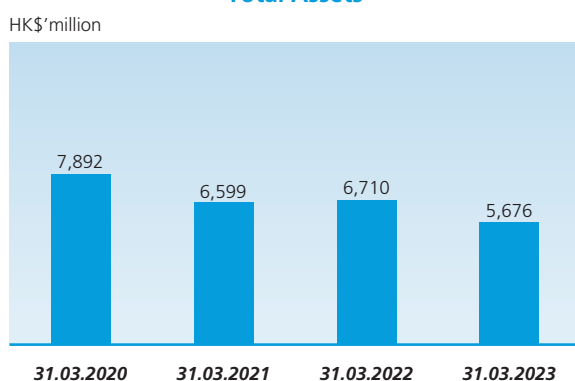
### Revenue



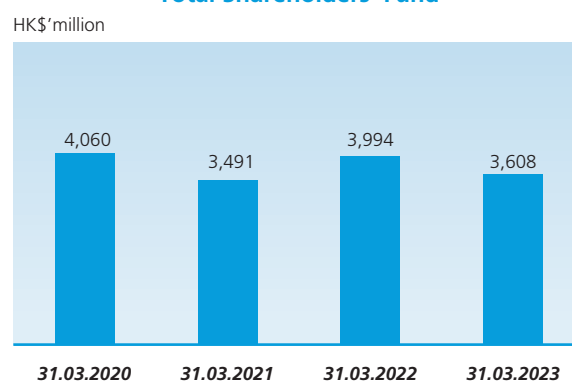
### Net (Loss) Profit



### Total Assets



### Total Shareholders' Fund



# 財務摘要

截至3月31日止年度  
2023年

2022年

港幣百萬元

## 收益

根據綜合損益表

物業收入及酒店收益

– 應佔聯營公司及合營公司

– 透過出售附屬公司

– 透過部份出售於一間聯營公司之權益

91

332

965

2,458

–

354

–

274

1,056

3,418

淨(虧損)溢利

(153)

533

港仙

每股基本(虧損)盈利

(16)

59

港仙

每股股息

– 第一次中期

–

10

– 第二次中期

–

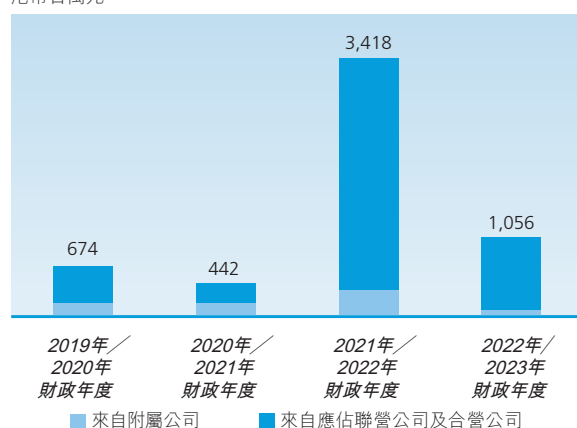
5

–

15

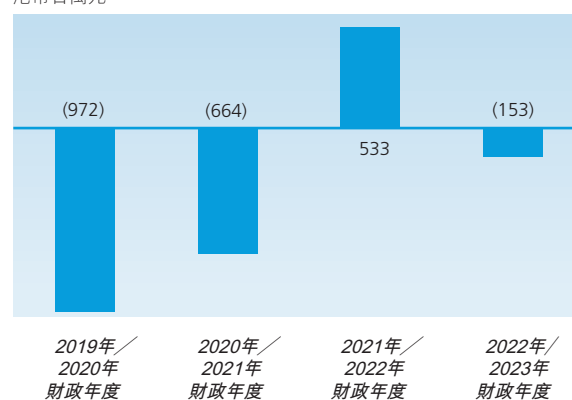
## 收益

港幣百萬元



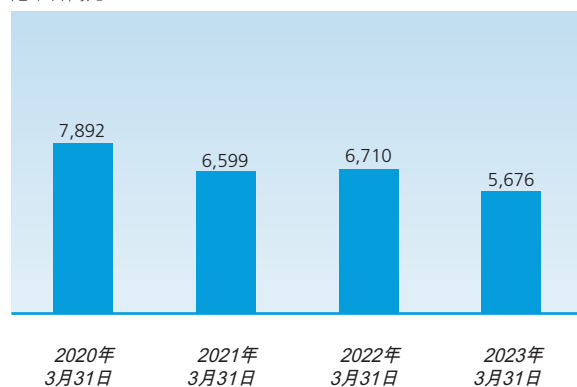
## 淨(虧損)溢利

港幣百萬元



## 資產總額

港幣百萬元



## 股東資金總額

港幣百萬元

