

FINANCIAL HIGHLIGHTS

Year ended 31 March
2020

2019

(All in Hong Kong dollar)

Revenue

Per condensed consolidated statement of profit or loss
Property income and hotel revenue
– share of associates and joint ventures
– by way of disposal of interest in a joint venture

\$175 million \$262 million

\$332 million \$1,570 million

\$167 million –

\$674 million \$1,832 million

Net (loss) profit

\$(972) million \$140 million

Basic (loss) earnings per Share

\$(1) \$0.15

Dividends per Share

– first interim

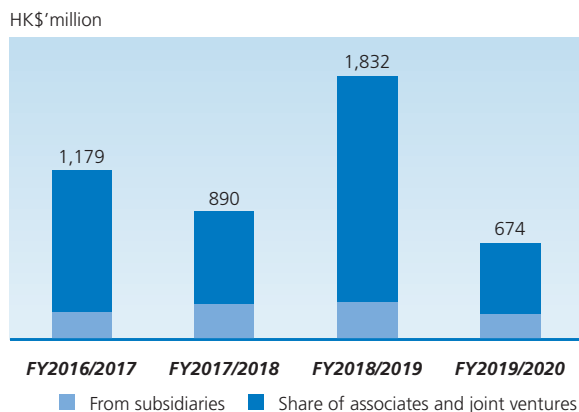
3 cents 10 cents

– second interim

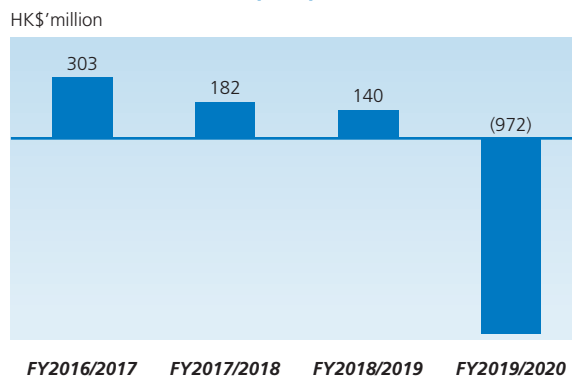
5 cents 12 cents

8 cents 22 cents

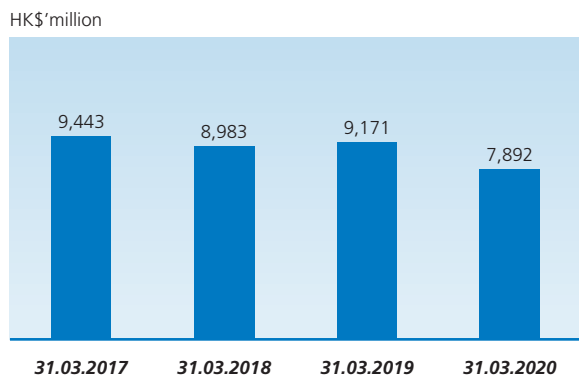
Revenue



Net (Loss) Profit



Total Assets



Total Shareholders' Fund

