

# FINANCIAL HIGHLIGHTS

Six months ended 30 September  
2023 2022

HK\$'million

## Revenue

Per condensed consolidated statement of profit or loss  
Property income and hotel revenue  
– share of associates and joint ventures

101 76

324 760

425 836

## Net (loss) profit

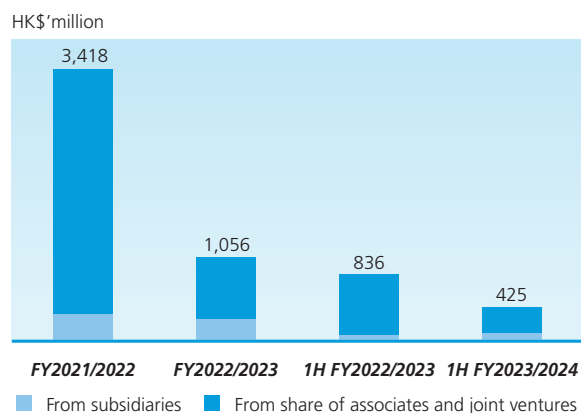
(184) 117

HK cents

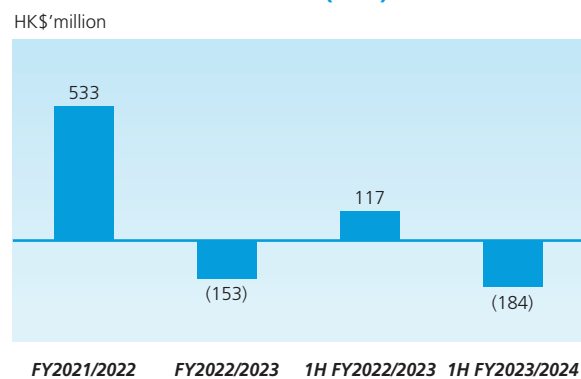
## Basic (loss) earnings per Share

(18) 13

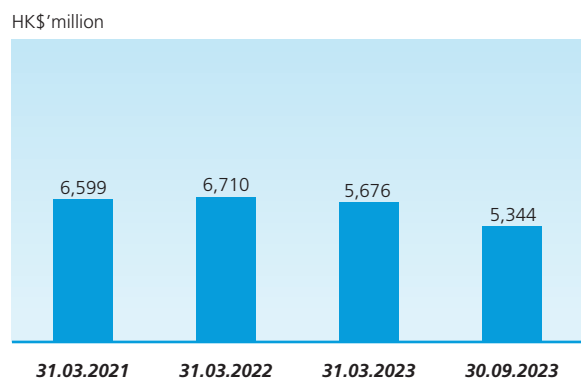
### Revenue



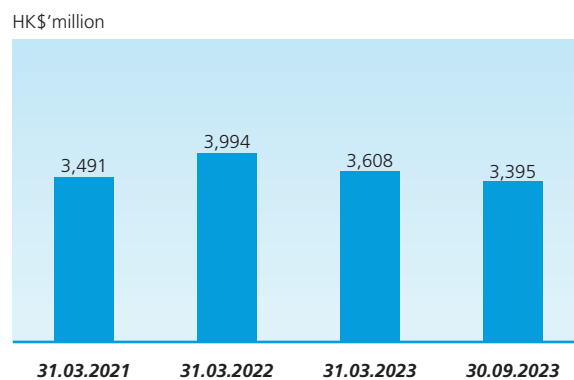
### Net Profit (Loss)



### Total Assets



### Total Shareholders' Fund



截至9月30日止六個月

2023年

2022年

港幣百萬元

## 收益

根據簡明綜合損益表

物業收入及酒店收益

– 應佔聯營公司及合營公司

101

76

324

760

425

836

(虧損)溢利淨額

(184)

117

港仙

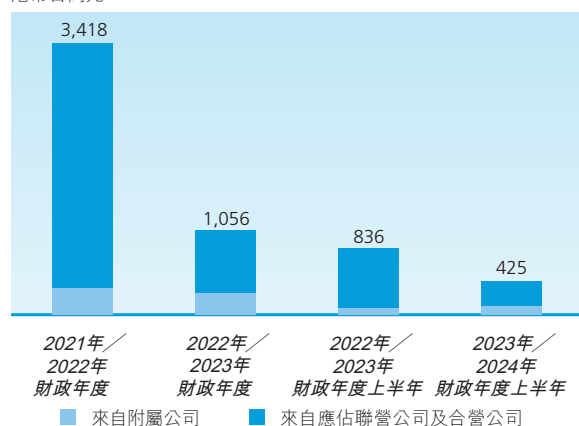
每股基本(虧損)盈利

(18)

13

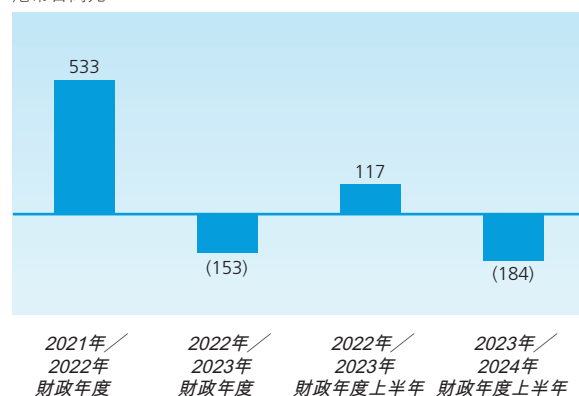
## 收益

港幣百萬元



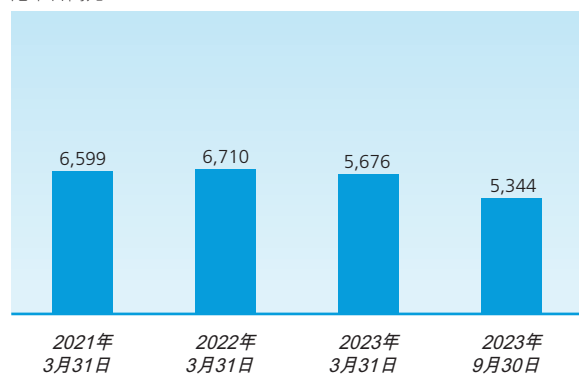
## 溢利(虧損)淨額

港幣百萬元



## 資產總額

港幣百萬元



## 股東資金總額

港幣百萬元

