

FINANCIAL HIGHLIGHTS

Year ended 31 March
2022 2021

HK\$'million

Revenue

Per consolidated statement of profit or loss

Property income and hotel revenue

- share of associates and joint ventures
- by way of disposal of subsidiaries
- by way of partial disposal of interest in an associate

332

258

2,458

184

354

–

274

–

3,418

442

Net profit (loss)

533

(664)

HK cents

Basic earnings (loss) per Share

59

(69)

HK cents

Dividend per Share

- first interim
- second interim

10

–

5

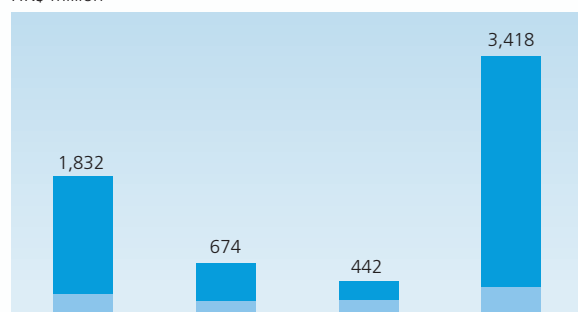
–

15

–

Revenue

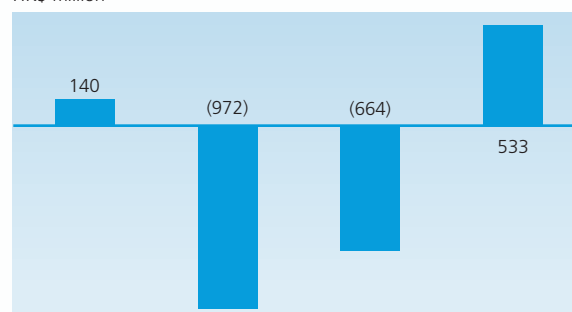
HK\$'million



■ From subsidiaries ■ From share of associates and joint ventures

Net Profit (Loss)

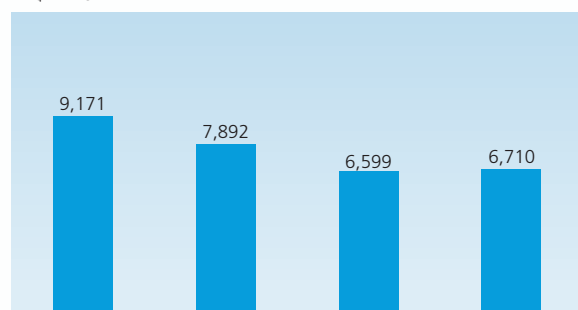
HK\$'million



FY2018/2019 FY2019/2020 FY2020/2021 FY2021/2022

Total Assets

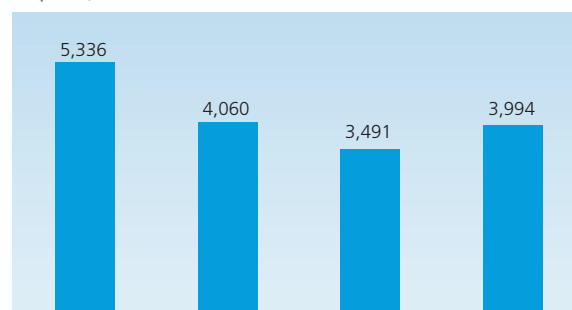
HK\$'million



31.03.2019 31.03.2020 31.03.2021 31.03.2022

Total Shareholders' Fund

HK\$'million



31.03.2019 31.03.2020 31.03.2021 31.03.2022

財務摘要

截至3月31日止年度

2022年

2021年

港幣百萬元

收益

根據綜合損益表

物業收入及酒店收益

– 應佔聯營公司及合營公司

– 透過出售附屬公司

– 透過部份出售於一間聯營公司之權益

332

258

2,458

184

354

–

274

–

3,418

442

淨溢利(虧損)

533

(664)

港仙

每股基本盈利(虧損)

59

(69)

港仙

每股股息

– 第一次中期

– 第二次中期

10

–

5

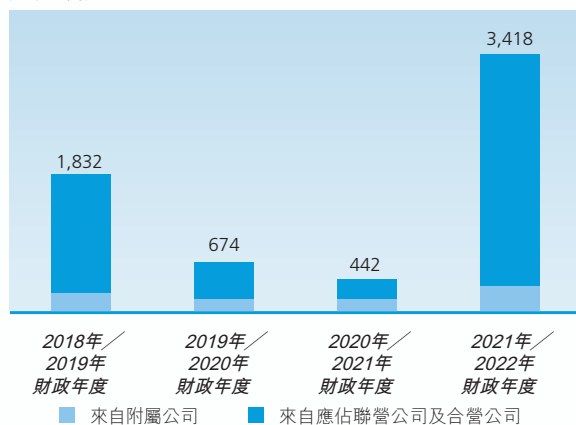
–

15

–

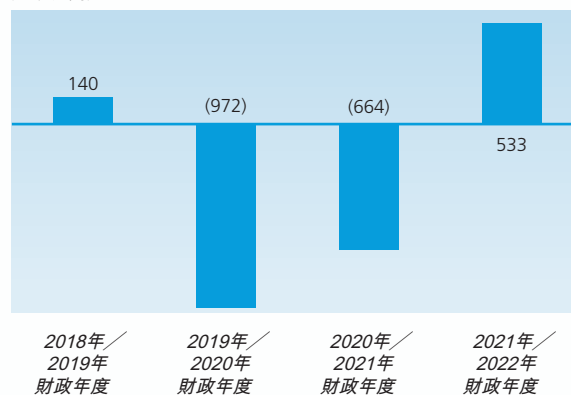
收益

港幣百萬元



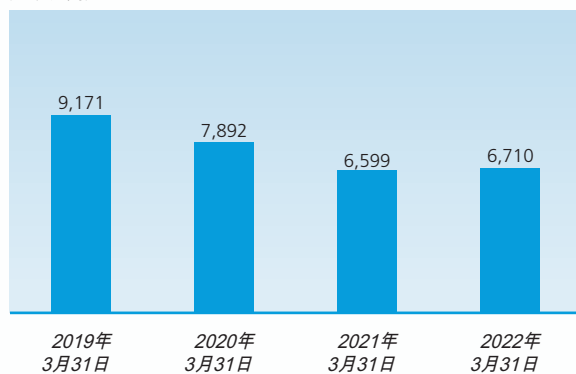
淨溢利(虧損)

港幣百萬元



資產總額

港幣百萬元



股東資金總額

港幣百萬元

