

# FINANCIAL HIGHLIGHTS

## 財務摘要

Year ended 31st March  
截至三月三十一日止年度

<b>2016</b>	2015
二零一六年	二零一五年

<i>HK\$ million</i>	<i>港幣百萬元</i>		
<b>Revenue</b>	<b>收益</b>		
Per consolidated statement of profit or loss	根據綜合損益表	<b>143</b>	60
Property income and hotel revenue	物業收入及酒店收益		
– share of associates and joint ventures	– 應佔聯營公司及合營公司	<b>4,832</b>	2,770
– by way of disposal of interests in subsidiaries, associates and joint ventures	– 透過出售於附屬公司、聯營公司及合營公司之權益	<b>113</b>	250
		<b>5,088</b>	3,080
<b>Net profit</b>	<b>純利</b>	<b>1,459</b>	801

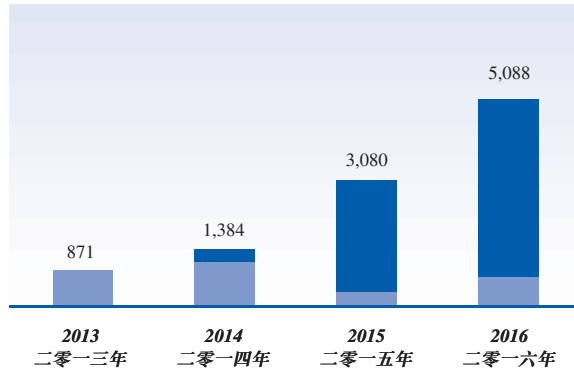
<i>HK cents</i>	<i>港仙</i>		
<b>Basic earnings per share</b>	<b>每股基本盈利</b>	<b>177</b>	109
<b>Dividends per share</b>	<b>每股股息</b>		
– interim	– 中期	<b>10</b>	7
– final	– 末期	<b>10</b>	20
– special	– 特別	<b>10</b>	15
		<b>30</b>	42

# FINANCIAL HIGHLIGHTS

## 財務摘要

### Revenue 收益

HKD'm  
港幣百萬元

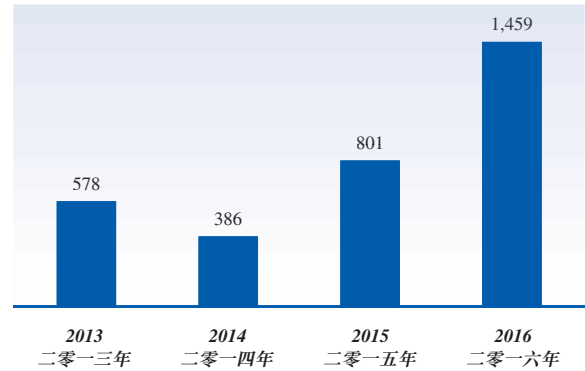


■ From subsidiaries  
來自附屬公司

■ Share of associates & joint ventures  
應佔聯營公司及合營公司

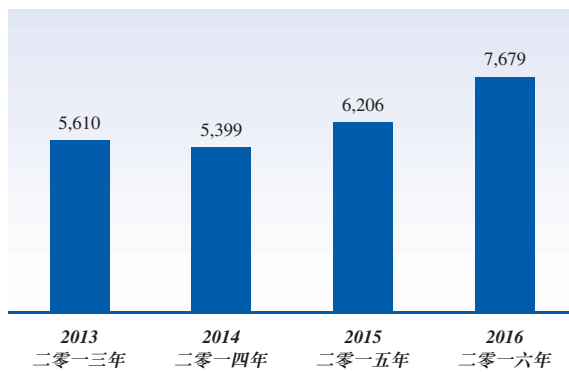
### Net Profit 純利

HKD'm  
港幣百萬元



### Total Assets 資產總額

HKD'm  
港幣百萬元



### Total Shareholders' Fund 股東資金總額

HKD'm  
港幣百萬元

