

# FINANCIAL HIGHLIGHTS

## 財務摘要

Six months ended  
30th September  
截至九月三十日止六個月  
2018 2017  
二零一八年 二零一七年

<i>HK\$'million</i>	港幣百萬元		
<b>Revenue</b>	<b>收益</b>		
Per condensed consolidated statement of profit or loss	根據簡明綜合損益表	<b>124</b>	109
Property income and hotel revenue – share of associates and joint ventures	物業收入及酒店收益 – 應佔聯營公司及合營公司	<b>1,141</b>	439
		<b>1,265</b>	548
<b>Net profit</b>	<b>純利</b>	<b>289</b>	284

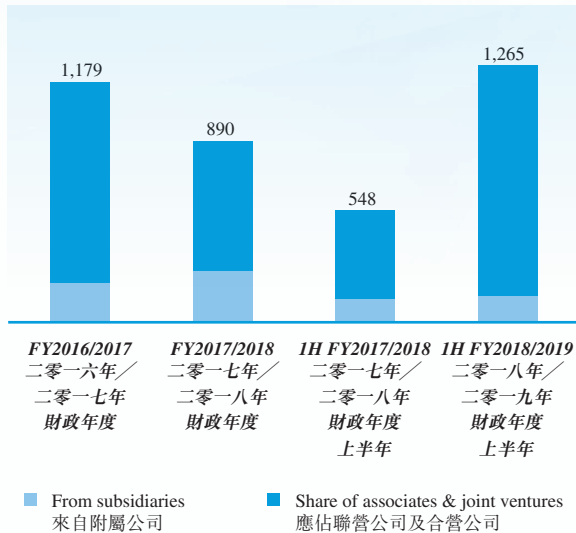
<i>HK cents</i>	港仙		
<b>Basic earnings per share</b>	<b>每股基本盈利</b>	<b>31</b>	32
<b>Interim dividend per share</b>	<b>每股中期股息</b>	<b>10</b>	10

# FINANCIAL HIGHLIGHTS

## 財務摘要

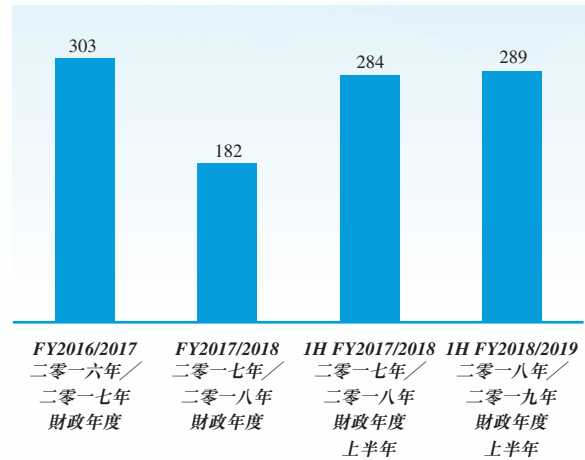
### Revenue 收益

HKS'million  
港幣百萬元



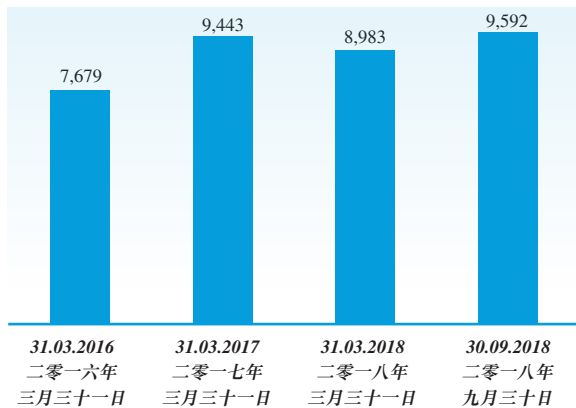
### Net Profit 純利

HKS'million  
港幣百萬元



### Total Assets 總資產額

HKS'million  
港幣百萬元



### Total Shareholders' Fund 股東資本總額

HKS'million  
港幣百萬元

